



Wireless Headset Adapter —EHS36

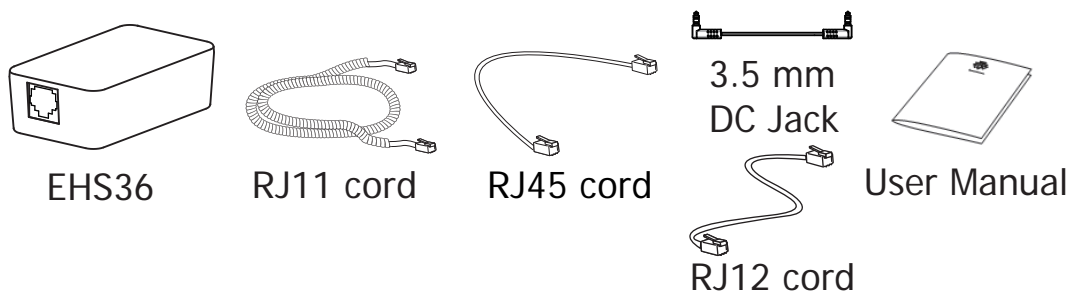


User Manual

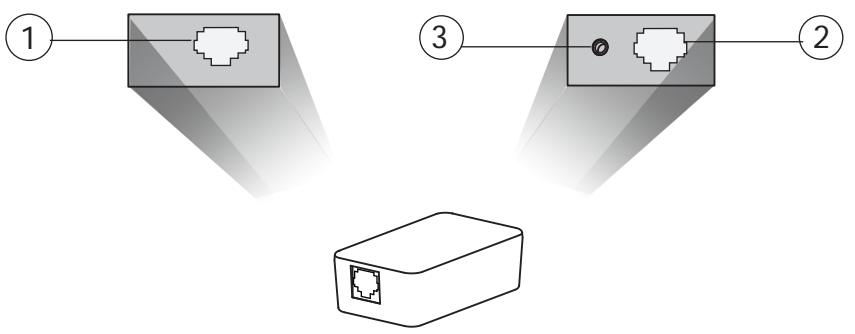
Introduction

The Wireless Headset Adapter—EHS36, for the control of wireless headsets is the perfect combination between Yealink IP Phone T28/T26 and wireless headsets, such as GN Netcom/Jabra and Plantronics.

Packing List



Port Description



Port ①: Connect with the IP Phone EXT port or Expansion Module port (expansion module connected to the phone) through RJ12 cord.
Port ②: Connect with the GN Netcom/Jabra Wireless headset through RJ45 cord.

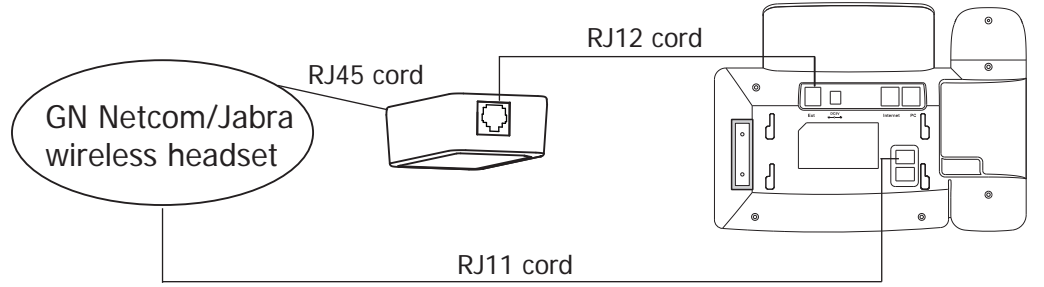
Port ③: Connect with the Plantronics Wireless headset through the 3.5 mm DC Jack.

Cord Description

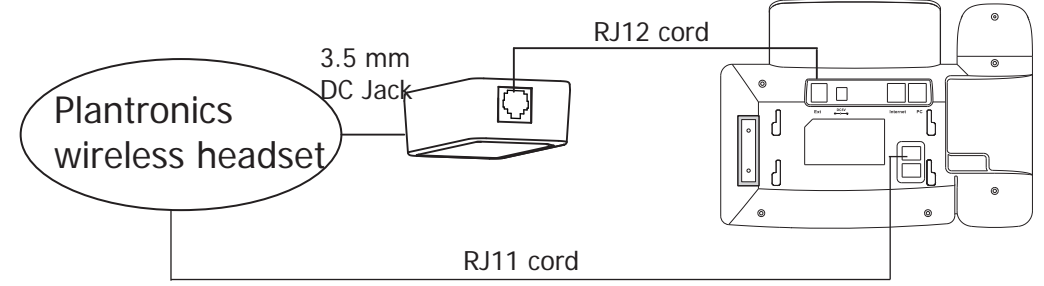
RJ11 cord: For the audio connection to the IP Phone headset port and the wireless headset.

Connect to IP Phone

The Wireless Headset Adapter is the connection between the T28/T26 IP phone and the GN Netcom/Jabra wireless headset.



The Wireless Headset Adapter is the connection between the T28/T26 IP phone and the Plantronics wireless headset.



We reserve the right to improve or change the product and the user guide without notice.