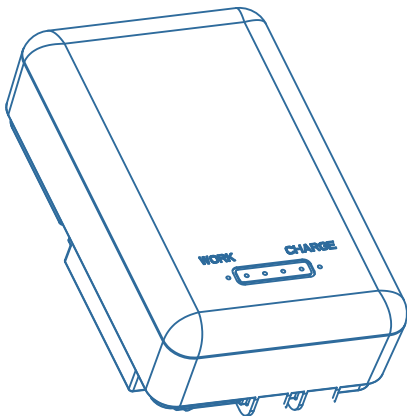
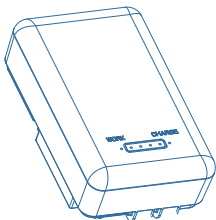


# Home Broadband Uninterruptible Power Supply(UPS)

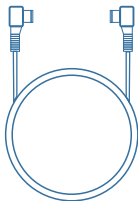
## Smart Adapter



## What's in the box...



**DC UPS/Smart Adapter**



**Cable**



**Quick Start Guide**

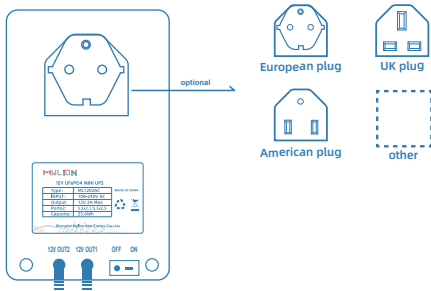
## Removal of existing power supplies

### Step ①

Switch off and remove the power supply to the Broadband Router.

Fibre Connection Box/Hub/CPE/ONT/ONU/ISP  
VoIP Phone/Electronics.....Device.

# Setup...

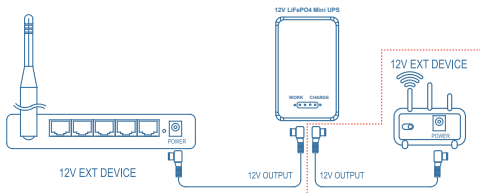


## Step 2

Press switch to 'ON' before you do anything,important.  
Insert the plug into the socket.

(We have European,UK and American plug to choose from)

## Setup cont...



### Step 3

You can connect two 12V devices at the same time, or you can connect one 12V device.

# UPS LED Status

## Charge&Work&Battery LED Indicator:

Status	Input Power	Charge LED	Work LED
UPS is Fully Charged	Power On	Blue	Green
UPS is Charging	Power On	Blue Flashing	Green
UPS is Fully Charged	Power Off	No	Red
UPS has Discharged	Power Off	No	No

\*Remark: Automatically pass to the battery discharge while there is without input voltage or input voltage is under 11V.

## Battery Balance LED Indicator:

Status Balance Power	LED1	LED2	LED3	LED4
100%	White	White	White	White
75%	White	White	White	No
50%	White	White	No	No
25%	White	No	No	No

# Safety information

## Product Handling

You alone are responsible for how you use your device and any consequences of its use.













You must always switch off your device wherever the use of a mobile phone is prohibited.

Use of your device is subject to safety measures designed to protect users and their environment.

- Always treat your device and its accessories with care and keep it in a clean and dust-free place.
- Do not expose your device or its accessories to open flames or lit tobacco products.
- Do not expose your device or its accessories to liquid, moisture or high humidity.
- Do not drop, throw or try to bend your device or its accessories.
- Do not use harsh chemicals, cleaning solvents, or aerosols to clean the device or its accessories.
- Do not paint your device or its accessories.
- Do not attempt to disassemble your device or its accessories: only authorized personnel must do so.
- Do not expose your device or its accessories to extreme temperatures, minimum -5 and maximum +55 degrees Celsius, for optimal performance operate within a range of minimum 0 and maximum +35 degrees Celsius.
- Please check local regulations for disposal of electronic products.

# Safety information cont...

## Pictograms and Graphic Symbols

-  Read the Safety information before using this device. Failure to comply with safety warnings can result in serious injury
-  Do not use while driving
-  Switch off when instructed in hospitals and medical facilities
-  Switch off in explosive environments
-  Do not use while refueling or near gas or flammable liquids
-  Do not dispose of this device or its battery in a fire
-  Avoid contact with magnetic media
-  Avoid Extreme Temperatures
-  Avoid contact with liquid, keep dry
-  Do not try and disassemble
-  Only use approved accessories
-  This device is not intended for use by young children. If you allow a child to use it ensure the child is strictly supervised, This device contains small parts which are a choking hazard

## Small Children

Do not leave your device and its accessories within the reach of small children or allow them to play with it. They could hurt themselves or others, or could accidentally damage the device. Your device contains small parts with sharp edges that may cause an injury or which could become detached and create a choking hazard

# Safety information cont...

## Power Supply

Do not connect your device to the power supply or switch it on until instructed to do so in the installation instructions.

## Device Heating

Your device may become warm during charging and during normal use, do not use this device if it is overheated.

## Electrical Safety Accessories

- Only use approved accessories.
- Do not connect with incompatible products or accessories.
- Do not touch your device with wet hands.
- Doing so may cause an electric shock.

## Connection to a car

Seek professional advice when connecting a device interface to the vehicle electrical system.

## Faulty and Damaged Products

- Do not attempt to disassemble the device or its accessory.
- Only qualified personnel should service or repair the device or its accessory.
- If your device or its accessory has been submerged in water or other liquid, punctured, or subjected to a severe fall, do not use it until you have taken it to be checked at an authorized service centre.

## Disposal of Your old Appliance



1. When this crossed-out wheeled bin symbol is attached to a product, it means the product is covered by the European Directive 2012/19/EU
2. All electrical and electronic products should be disposed of separately from the municipal waste stream via designated collection facilities appointed by the government or the local authorities.

3. The correct disposal of your old appliance will help prevent potential negative consequences for the environment and human health.